

MONITORING AND EVALUATION EKO SKOLA 2010-2012

*St. Joseph
Mater Boni
Consilii School
Paola*

Below the EkoSkola committee – a hard working core setting things in motion.

EkoSkola committee of 2010/2011 – getting ready for Environment Day Celebrations.



EkoSkola committee 2011/2010 – presenting themselves and explaining their new roles.



The Election Process – Members of the committee 2010/2011 inviting other students to go out for election in classes to form new committee.



The newly democratically elected members from Grade 4 to Senior 2 voting for the roles during a committee meeting.



Copy of minutes from 3 meetings

Monday

18th January 2012

Minute 6

Attendance: Gayle Darmanin, Bernice Axisa, Nicole Camilleri, Leanne Coleiro, Matthea De Gabriele Fiott, Nicole Bonnici, Yelka, Jasmine Bartolo, Federica Cutrona, Alexandra Bartolo, Courtney McKenzie, Adriana Ebejer, Christa Bajada, Martina Cassar, Veronique Mifsud, Isabel Williams.

- Audrey will be coming next Monday.
- She will want to see the Action Plan so the Secretary must hand it in by Monday.
- We have to write about the outings to update the school website especially Environmental Outings.
- The Eko-Skola Committee must see that the Green Flag is put up every day. Martina Cassar (Vice-PRO) will create a plan together with Leanne Colerio (Vice Secretary.)
- On Wednesday the Eko-Friends will have an Eko-Skola meeting.
- The bins should be brought down between the times of 12:30 p.m and 1:00 p.m.
- The teachers have planned a table so that each class will have turns of filling the notice-boards.

Monday

30th January 2012

Minute 7

Attendance: Gayle Darmanin, Nicole Camilleri, Matthea De Gabriele Fiott, Yelka, Jasmine Bartolo, Federica Cutrona, Alexandra Bartolo, Courtney McKenzie, Adriana Ebejer, Christa Bajada, Martina Cassar, Veronique Mifsud, Isabel Williams.

- Audrey came to guide us about healthy lifestyles.
- We began with some basic points such as not leaving taps open.
- We only have three months to work on the themes chosen.
- To inform parents about our work we can tell the parents about the Healthy Eating Policy during Parents Day.
- We should choose food with no pesticide so to keep our bodies healthy. We should also buy local food as the foreign one includes packaging and pollution which can also harm our bodies.
- We will do a survey about lunches to make sure that the students are eating healthy food.
- We also decided that the President together with the Vice-President should create an agenda to help sort out ideas.
- We could also have slots between lessons as to think how to improve Eco-Skola.

Tuesday

13th March 2012

Minute 10

Attendance: Gayle Darmanin, Bernice Axisa, Nicole Camilleri, Leanne Coleiro, Matthea De Gabriele Fiott, Yelka, Jasmine Bartolo, Federica Cutrona, Alexandra Bartolo, Courtney McKenzie, Martina Cassar, Veronique Mifsud, Isabel Williams.

- In the I.T lesson Form 1 and Form 2 are learning to change the inputted data to a chart (bar, line, pie or coloumn.)
- We are doing a survey to show how much the school knows about these:

Rubbish Seperation	Leanne Coleiro
Switching Lights and Fans	Yelka
Opening Windows and Blinds	Matthea De Gabriele Fiott
Use of Flushing	Nicole Bonnici
Use of Paper	Gayle Darmanin
Use of Sunlight	Nicole Camilleri
Use of Batteries	Bernice Axisa
Use of Lunch and Water Flasks	Alexandra Bartolo
Use of Recycled Bins	Jasmine Bartolo
Use of Cartrages	Federica Cutrona
Use of Transport	Courtney McKenzie

Copy of samples of filled in templates of Environmental Review

Environmental Review Checklist

Litter	Yes	No	Action needed	Action to be taken			Cost involved			
				Immediate	Soon	Later	High	Medium	Low	None
Is there litter in the school grounds?		✓								
Is the litter found at school coming from the school?		✓								
Is the litter found at school coming from outside the school?		✓								
Are there enough litterbins inside the school?	✓									
Are they placed in the right places?	✓									
Are there enough litterbins outside the school?		✓								
Are they placed in the right places?		✓	Tell the council	✓						
Does the school have a clear policy about litter?	✓									

It would be a good idea to draw a plan of the school and mark on it the sites where you find litter ... MEPA can provide school site maps. This will help you answer the questions that follow.

Waste minimisation	Reduce		Action needed	Action to be taken			Cost involved		
	Yes	No		Immediate	Soon	Later	High	Medium	Low
Are letters sent to families/households instead of individual pupils?	✓								
Does the school use email messages to contact families (who have the facility)?		✓	To discuss with Admin.		✓				✓
Are copies of documents kept on disk rather than on paper?		✓	Not always.						
Does the school tuck shop avoid the use of disposable containers?		N/A							
Are long life products chosen over short life ones?	✓								
Does the school avoid buying disposable products (e.g. cups, plates)?	✓								
Are materials bought in bulk to avoid excessive packaging?	✓								

Healthy living			Action needed	Action to be taken			Cost involved			
	Yes	No		Immediate	Soon	Later	High	Medium	Low	None
Does the school have a policy for healthy eating?	✓									
If yes, is the policy followed faithfully?	✓									
Do the pupils' packed lunches contain healthy food?	✓									
Does the school tuck shop sell healthy food stuffs?		N/A								
Do pupils understand the need for healthy eating?	✓									
Does the school have a 'No Smoking on Premises' policy?	✓									
If yes, does it apply for EVERYONE?	✓									
Does the school have an effective 'Anti-bullying' policy?	✓									
Does the school have an effective 'Buddy' system?	✓									
Do teachers actively promote healthy lifestyles during their lessons?	✓									

Water	Yes	No	Action needed	Action to be taken			Cost involved					
				Immediate	Soon	Later	High	Medium	Low	None		
Is the water pressure too high leading to an excessive waste of water?		✓										
Are press-taps fitted?	✓											
Are there any dripping taps?		✓										
Are dripping taps repaired quickly?	✓											
Does the urinal flush work cease at night?	?											
Are WCs fitted with low-flow flushes?	✓											
If not, have water hippos (bags to reduce the volume of water flushed) been installed in the flushes?												
Is rainwater collected?		✓										
If yes, is the collected rainwater used?												

Water consumption can be measured by reading the water meter. How does water use vary during the day? ... during the year? Records can be compared and plotted on graphs

Photo of committee conducting questions or taking meter readings

Environmental Review –asking



After the survey - work was carried out relating to Healthy lifestyles/Water Conservation and Climate Change and this was presented on the EkoSkola noticeboard and exhibitions on Parent's Day and environmental Day as well as by entering progress reports to the EkoSkola and school websites.





EkoSkola Malta



[Home](#) [News](#) [Guide to EkoSkola](#) [Participants](#) [Resources](#) [Projects](#) [Gallery](#) [Partners](#) [Awards](#) [Forum](#) [Contact Us](#)

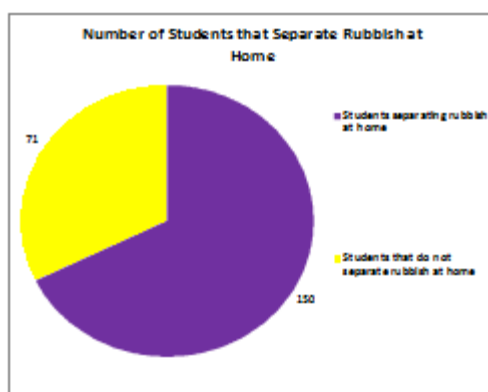
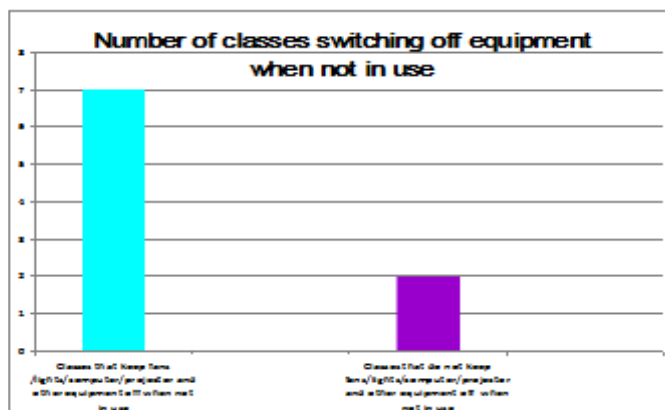
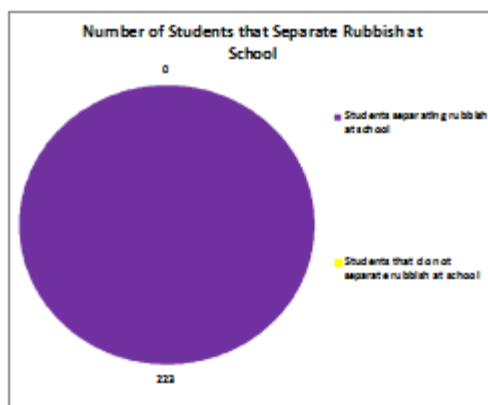
St Joseph Mater Boni Consilii School Poala



Search EkoSkola Website

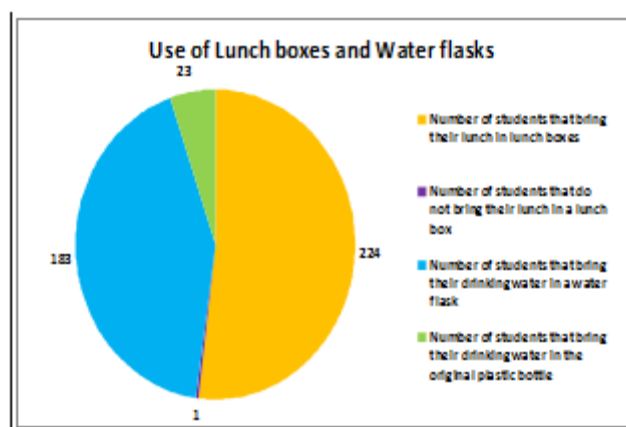


The following are samples of the results from the surveys that were carried out to evaluate how we are getting on presented in pie charts that the students completed during IT lessons.



9. Use of Lunch boxes and Water flasks

- How many students bring their lunches in lunch boxes ____
- How many students do not bring their lunches in lunch boxes ____
- How many students fill water flasks with drinking water for school ____
- How many students bring water in their original plastic bottles ____



Action Plans- The following are copies of Action Plans 2010/2011 and 2011/2012

Action Plan

2011/2012.

Theme Healthy Lifestyles/Energy Conservation for a suitable Development.

<u>Aim</u>	<u>Action</u>	<u>Person responsible</u>	<u>Time</u>
Appreciating National Heritages / Temples	Outing of Senior I + II to Gfar Dalam and Tarxien Temples.	Ms Betts: Science. Ms Marica: History. Ms Christina: Geography.	11 th November 2011.
Importance of leaving after our habitats - disposing of waste responsibly.	Clean up the world: Grade 2 and Grade 4.	Ms Joanne Vanhear and Ms Grete Galea.	25 th November 2011
Reaching out to people in need - Community Chest Fund for President's Visit.	All school participated in casual day to collect money for a special fund to present to the President.	Staff, students and administration.	December 2011.
Monitoring and Evaluating.	Going round classes, checking for paper separation, lunchboxes and switching off lights.	Committee members and Eco Friends. All classes.	December 2011 January 2012 (Term 1 - Term 2).
Appreciating Animals.	Bird Park Outing for Seniors I and II.	Mrs. Josephine Mago Ms. Marica Abdilla.	December 2011.

Action Plan

Theme Healthy Lifestyles for a suitable environment.

2011/2012

Aim	Action	Person responsible	Time
• Informing and Involving.	Special Assembly - Committee members explain duties.	Committee members / P.R.O.	11 th November 2011.
Informing and Involving.	Invite other people interested to campaign for New Committee.	Class teachers from Year 4 - Senior II.	First week of November 2011.
Election of New Candidates for Eco-Committee.	Elections in classes Year 4 to Senior II for Eco-Skola.	Class teachers from Year 4 to Senior II.	November 2011.
Election of Roles within the Eko-Skola Committee.	Old and new members voted for roles in Eko-Skola Committee.	All members of Eko-Skola.	9 th November 2011.
Getting outdoors/Getting active and celebrating Children's day.	Celebrate Children's Day by going to Ta' Gali for a picnic/outdoor gym.	Administration / Teaching Staff	17 th November 2011. Cancelled due to bad weather conditions.

2010/2011

Action Plan

Theme Healthy Living

<u>Aim</u>	<u>Action</u>	<u>Person responsible</u>	<u>Time</u>
To encourage students to eat healthier.	Breakfast by Senior I and Senior II	Senior I and II	During lessons
To make students more aware of being healthy	Science and Home Ec	Ms. Belts	During lessons
To be fit.	Children's Day	School	During Outing
To be fit.	Exercise during Assembly	Ms. Esposito for song.	During Assembly
To talk to parents about healthy living.	Powerpoints and talks	Senior II	Parents Day

2010-2011

Action Plan

Theme Healthy Living

Aim	Action	Person responsible	Time
<ul style="list-style-type: none"> To make students more aware of animals and their habitat (marine biology) 	<ul style="list-style-type: none"> Talk by Mr T. Gamkin about Marine Biology 	<ul style="list-style-type: none"> Senior II 	<ul style="list-style-type: none"> 45 min. talk
<ul style="list-style-type: none"> To reach out to the community and families 	<ul style="list-style-type: none"> Environment day Aerobics coach Fruit stalls. 	<ul style="list-style-type: none"> School Coach (contacted by Secretary Leanne) 	<ul style="list-style-type: none"> Environment Day
<ul style="list-style-type: none"> To take part in a competition involving previous topics 	<ul style="list-style-type: none"> HSBC Eco-Code competition 	<ul style="list-style-type: none"> Leanne Coleiro Eco-code winner 	<ul style="list-style-type: none"> Last year.
<ul style="list-style-type: none"> To make students more aware of Malta's natural places 	<ul style="list-style-type: none"> Several outings to: <ul style="list-style-type: none"> Nature Reserve Energy sites etc. 	<ul style="list-style-type: none"> School 	<ul style="list-style-type: none"> During School day.
<ul style="list-style-type: none"> To show people our work. 	<ul style="list-style-type: none"> Put up posters 	<ul style="list-style-type: none"> Committee 	

Talk by Andrew Bartolo *UNEP - Tunza Youth Advisor for Europe*



The following are samples of the results of the surveys conducted which were later represented in graphs/pie charts.

Rubbish Separation					
	Pre Grade	(22 girls) Grade 1	(24 girls) Grade 2	(26 girls) Grade 3	(26 girls) Grade 4
(a)	19	22	24	26	26
(i)	/	/	/	/	/
(b)	6	18	15	20	20
(ii)	13	4	9	6	6
(c)	19	22	24	26	26
(i)	/	/	/	/	/
(ii)	/	/	/	/	/
(d)	19	22	24	26	26
(i)	/	/	/	/	/
(ii)	/	/	/	/	/
(e)	19	22	24	26	26
(i)	/	/	/	/	/
(ii)	/	/	/	/	/

Question 5

Environmental Review Survey.

Pre-Grade : a.) 8

b.) 9

c.) 10.

Grade 1 : a.) 12.

b.) 16

c.)

Form 1 : a.) 13.

b.) 18.

c.) 15.

Grade 2: a.) 14

b.) 16

c.) 24

Form 2: a.) 14.

b.) 14

c.) 25

26 children: Grade 3 a.) 11

b.) 11.

c.) 26.

Grade 4: a.) 23

b.) 26

c.) 27.

Grade 5: a.) 183.

b.) 19.

c.) 25

Grade 6: a.) 25

b.) 24

c.) 20

3. Opening / Closing of Windows and Blinds

Ben Kolman
Choir

- a. How many classes open blinds for better viewing rather than switching on the lights 7
- b. How many classes do not open blinds for better viewing rather than switching on the lights 2 (n.app.)

Pie Chart

- c. How many classes open windows for better ventilation rather than using a fan 9
- d. How many classes do not open windows for better ventilation rather than using a fan 5

Base Column
Chrom

- e. How many classes do close blinds and curtains to prevent heat from escaping when not in classroom 3

10. Use of Recycled Material at School

- a. How many students know if the school uses recycled materials _____
- b. Ask the students to suggest some things which the school could reuse or recycle (this part should be carried out on a piece of paper and each student will be asked to list her reply / replies - no limit should be given to the students)

paper / plastic / plastic bags / envelopes / tins / jars / tins / bottles /
yoghurt pots / fruit peel ^{to be composted} ~~coms~~ / batteries / cardboard / markers to be re-filled
→ 19/19 toilet paper rolls / sharpening

Pre Grade \rightarrow 19/19

(a) Grade 1 $\rightarrow 20/23$

$$2 \rightarrow 24/24$$
$$3 - 7 \quad 26 / 26$$
$$4 \quad -7 \quad 27 \quad / \quad 27$$

5 → 25 / 25

6-7 23/26

$$I \rightarrow 29/39$$

Senior **I** → 29/30

The following photos show how we made our progress public. The following is the report that was published in Junior News 22nd February 2012 written by student members of the EkoSkola committee.

TOWARDS A BETTER ENVIRONMENT

Mattea Degabriele Fiott and Nicole Bonnici, in Senior 2, St Joseph, Mater Boni Consilii School, Paola, Are justly proud of their school's achievements



Staff, students, their families and guests joined in a Zumba session at the end of a Fun Day morning, full of activities to celebrate Environment Day last June.

These past seven years have been very productive for the *EkoSkola* Committee at St Joseph, Mater Boni Consilii School, Paola. We have won the Green Flag for three consecutive times.

During these years, we have planted trees in the school yard to enhance the beauty of our environment. We have placed boxes in every classroom for fellow students who want to dispose of used batteries. We have also put a minimum of three bins in all the rooms on the school premises, including the classrooms, to ensure that waste is always separated.

Every month, a different class is given the task of passing on their message on the *EkoSkola* notice-board, by putting up material that has to do with a specific theme. This year, we are promoting healthy lifestyles and water conservation.

Two months ago, some members of our committee, together with our co-ordinators, Mrs M. Betts and Mrs R. Mansueto, took



Members of the *EkoSkola* committee presenting the winning bookmarks at Environment Day celebrations to Prof. Paul Pace. From left Gayle Darmanin Prof. Paul Pace, Bernice Axisa and Mireille

part in a television programme to promote the work that is being done regarding healthy lifestyles.

Our students also took part in an HSBC competition, with one of them winning first prize in the national competition and second prize on an international level.

We hope that other schools will follow our example, so that our environment will continue to flourish and our world will become a better place to live in.

MOTTO: *If we do not respect the environment, it will disrespect us.*

EkoSkola gets \$63,000 in two years



Leanne Coleiro from St Joseph, Mater Boni Consilii School, Paola, showing her entry to HSBC Malta CEO Alan Richards (left) and Resources and Rural Affairs Minister George Pullicino.

HSBC and the Foundation for Environmental Education have renewed their commitment to the EkoSkola programme with another grant of \$30,000.

The grant is part of a global programme, the HSBC Eco-Schools Climate Initiative, backed by a financial commitment from the bank of \$2.5 million over three years. The aim of the initiative is to teach five- to 18-year-olds about protecting the environment through the FEE's Eco-Schools International Programme.

This is the second year the EkoSkola Malta project proposal was selected by HSBC to benefit from the grant, along with another 17 countries. Ten primary and secondary schools in Malta and Gozo will receive funds for their projects to raise awareness on climate change in their school and the community.

The 10 schools are Gozo College, Xewkija Primary; Maria Regina College - Sta Venera Primary; St Benedict College - Safi Primary; St Benedict College - Zurriq Primary; St Francis School - Sliema; St Ġorġ Preca College - Floriana Primary; St Ġorġ Preca College - Paola Primary A; St Joseph School - Bialta I-Bajda; St Margaret College - Girls'

Secondary Cospicua and St Margaret College - Kalkara Primary.

Fourteen participating schools took part in a national Eco-Code Competition with suggested tips on how to reduce climate change. Kelly-Marie Zammit Gauci from St Francis School Birkirkara won the Primary Section and Leanne Coleiro from St Joseph, Mater Boni Consilii School, Paola won the Secondary Section. Both winners participated in the international Eco-Code Competition and Ms Coleiro placed second (from among 10 participants) in the Youth category.

On presenting Ms Coleiro a financial reward for the school, HSBC Malta CEO Alan Richards noted that climate change was widely acknowledged to be the most significant challenge the world was facing. It was, therefore, important children were equipped with the knowledge to understand the challenges and to make informed decisions about climate change.

Resources and Rural Affairs Minister George Pullicino acknowledged that the best promoters of environment friendly measures were children.

Committee members being interviewed by a local journalist about the work carried out by our school and their experiences as a committee.



Exhibition of the work carried out across the Curriculum presented on Parents' Day



Bringing the parents,our friends,guests and the school community up to date with the work carried out and with our achievements.



Celebrating Environment Day. A whole morning of activities was organised with the theme Step Up Your Health for a Greener Earth. Staff, students, parents, friends and guests were invited to actively participate in any of the activities on the programme which comprised of an exhibition of work across the curriculum, an informative talk by the Health Promotion Unit and the BMI could also be calculated. There was also a sketch by the Curtain Raisers for the younger participants as well as a number of playground games promoting healthy lifestyles. Participants were encouraged to buy from the local produce and sample some delicious food freshly prepared by our students with the help of our PTA ladies and members of our staff.

Bookmark exhibition
curriculum work

Showcasing

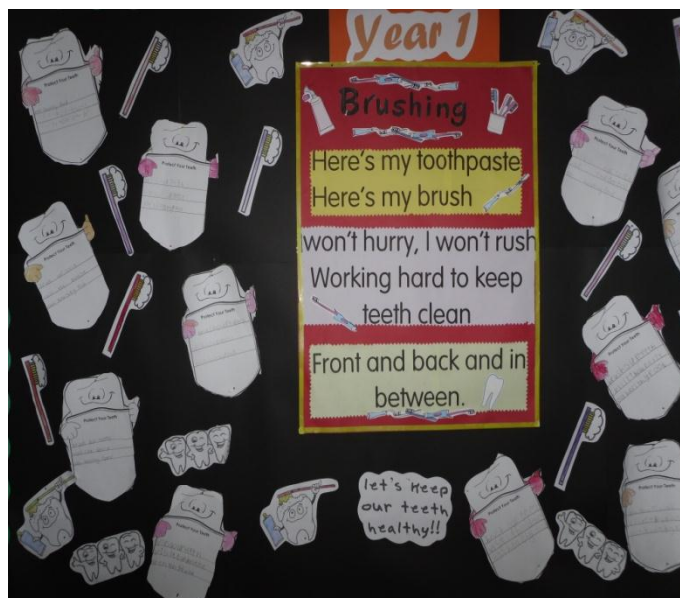






Curriculum work

Grade 1 - crafting a bookmark from recycled materials/ preparing for a healthy smoothie



Grade 2 – making and eating a vegetable soup 2010/2011



Grade 3 – Design and Technology – Designing, making and evaluating a healthy Sandwich (2010-2011)



Malti – Kitba kif nibzghu għall-ambjent u npingu poster



Grade 6 – working with a group of medical students about Healthy Lifestyles.



Learner's work showcased during two parental mornings – March 2012



Copies of lesson plans/ learners work

<p>Ms. C Mifsud</p> <p style="font-size: 1.2em; font-weight: bold; text-align: center;"><u>Lesson Plan</u></p>	<p>St Joseph Mater Boni Consilii Paola</p>
<p>College / School: St. Joseph Mater Boni Consilii Paola</p> <p>Date: Mondays 10am and Wednesdays 12.50pm</p> <p>Lesson: 1</p> <p>Textbook: Notes prepared by teacher</p>	<p>Form: 2</p> <p>Time Allocation: 1 lesson of 40minutes</p>
<p>Title of Lesson: Sources of Energy – Renewable vs. Non-Renewable</p>	
<p><u>Aims:</u></p> <p>At the end of this lesson the students will:</p> <ul style="list-style-type: none"> ▪ Become more familiar with the main sources of energy ▪ Identify the difference between the Renewable and Non-Renewable Sources of Energy ▪ Learn what these sources of energy represent in the Economy at present and in the future 	
<p><u>Objectives:</u></p> <p>The main objectives of this lesson are to make the students:</p> <ol style="list-style-type: none"> 1. Aware of the different types of energy-sources around us 2. Aware of the basic difference between a non-renewable and a renewable source 3. Understand the evolution from one energy source to the other, thus from the past and present use of Fossil Fuels, to the introduction of Alternative Sources such as Solar, Wind, Geothermal ... 	

Ms. C. Mišud

St. Joseph Mater Boni Consilii Paola

Resources to be utilised in this lesson:

- PowerPoint Presentation
- Teacher's Notes
- Students' Handouts

Lesson:

This will be the first lesson of the new topic, thus this will be an introductory lesson where the teacher will ask the students and guide the students to discover their background knowledge about this topic being energy. The students will be given the ready-made notes so that they could follow what is being showed on the PowerPoint Presentation; but first the students will be asked specifically to define what is meant by energy; answers will be listed on the board.

Pupils will be shown a video on how to save on energy in the home.

Assessment Indicators

1. **Oral feedback:** The students' continuous feedback would be needed to proceed with the lesson, and apart from this a discussion will occur as well; also all difficulties will be dealt with at the appropriate time.
2. **Class work:** Class discussion and watching of video.
3. **HW assigned:** Pupils will be divided into 4 groups; each group will be assigned a particular room in any house being Bathroom, Bedroom, Kitchen, Living; each group would create a chart representing the room and in this chart, either by cutting and sticking pictures or else by drawing / painting, the pupils would need to come up with ideas on how to save up on energy such as close curtains to prevent heat from escaping, use energy savers or led light rather than normal bulbs, introducing A+ appliances, close taps, switch off any appliances that are not working ...
4. **Homework date due:** At the end of the topic.

Ms. C.Mitsud

St.Joseph Mater Boni Consilii Paola

Lesson Plan

College / School: St. Joseph Mater Boni Consilii Paola**Form:**2**Date:** Mondays 10am and Wednesdays 12.50pm**Lesson:** 2**Time Allocation:** 1 lesson of 40minutes**Textbook:** Notes prepared by teacher

Title of Lesson: Oil Basics – formation, exploration, refining using fractional distillation methods, which Mediterranean countries drill for oil

Aims:

At the end of this lesson the students will:

- How did oil form
- The Uses of oil
- Who drills for oil especially in the Mediterranean
- Onshore vs. offshore drilling
- Refining using fractional distillation

Objectives:

The main objectives of this lesson are to make the students:

1. Aware of the formation of oil and its main uses in our everyday lives.
2. Aware of what onshore and offshore drilling are and their main differences.
3. They will also understand what fractional distillation is in order to refine the crude oil.

Ms. C.MiSud

St Joseph Mater Boni Consilii Paola

Resources to be utilised in this lesson:

- PowerPoint Presentation
- Teacher's Notes
- Students' Handouts

Lesson:

The lesson will proceed from the PowerPoint Presentation shown in class. Lesson will proceed with an open discussion on oil.

Assessment Indicators

1. **Oral feedback:** Discussion and any difficulties will be dealt with immediately.
2. **Class work:** Reading from PowerPoint.
3. **HW assigned:** Reading of notes given and working out the tasks in the handouts at home.
4. **Homework date due:** Next Lesson.

The following are some photos of the various Outings /Talks that the students participated in relating to the theme as per Action Plan.

Senior 1 and 2 at Bird Park



Senior 1 and 2 visiting Ghar Dalam and Tarxien Temples



Grade 3 and 4 learning about locally grown plants and herbs at the President's Kitchen Gardens.



Grade 1 and 2 at Bird Park – this activity was linked with habitats and local animals



Grade 2 and 4 at the Clean Up Campaign – November 2011





Talks

A presentation by Emidio about guide dogs – celebrating – Animal Awareness Day



Talk by Dr.T Gambin – marine biology as a career choice.



Talk by Andrew Bartolo UNEP - Tunza Youth advisor for Europe



NGO's /involved in Ekoskola programme

Prof. Paul Pace EkoSkola national Coordinator, Mr. Vince Attard from Nature Trust and Mrs. Mariella Piscopo during the exhibition held on Environment Day last June .



Ms. Cauchi commending the students for achieving the Golden Award from Dinja Wahda.



President Dr. George Abela being presented with a cheque for the Community Chest Fund. Funds for which were in part collected by the students during a casual day organised for this event November 2011.



The President Dr. George Abela attending to a presentation prepared by the Ekoskola committee to showcase work and activities held at school.



Hosting Profs. Esoh Elame March 2012 – The Ekoskola committee participating in a very lively discussion regarding what new challenges face us as regards the environment with special focus on poverty.



Activities outside the school - Taking part in Parliamentary Sessions and receiving the Green Flag for the third time.



4/17/12

Gmail - Final details about Parliament session



Ruth Mansueto <ruth.mansueto@gmail.com>

Final details about Parliament session

3 messages

Prof Paul Pace <paul.j.pace@um.edu.mt>

Fri, Jun 3, 2011 at 11:29 AM

Good morning,

Attached please find the final programme of the EkoSkola parliament session for your perusal.

May I kindly remind you that a maximum of 2 adults and 2 students per school are allowed. Kindly check your entries in the list of Attendees (also attached) and inform me of any changes by Monday 6th. I am pleased to inform you that all students will be seated among the MPs. (Teachers will be seated in the Strangers' Gallery).

Please make it a point that you arrive at the Palace (House of Representatives) by 09.30.

Dress code: Adults - smart casual; Students - in school uniform

If you have any problem or require further information DO NOT hesitate to contact me on email.

Best regards


Paul

--

Prof Paul Pace
Deputy Dean, Faculty of Education
Director, CEER (Centre for Environmental Education & Research)
Faculty of Education
University of Malta
Msida MSD 2080 - MALTA

Tel: + 356 2340 2331 Fax: + 356 2131 7938
Email: paul.j.pace@un.edu.mt

2 attachments

 Attendees.doc
128K

 EkoSkola Parliament Final Programme.doc
51K

Ruth Mansueto <ruth.mansueto@gmail.com>

Fri, Jun 3, 2011 at 12:48 PM

To: Marika Betts <bettsmarika@yahoo.com>, Marilena Imbroli <marilena81@hotmail.co.uk>

[Quoted text hidden]

--

Regards

Ruth Mansueto

Exhibitions – Taking part in Catch the Drop and UNEP – painting competition.

Category A

Name of School:

School's Tel No: School's E-mail Address:


Name of Student:

Date of Birth: Class:


Title of Photo:

This is to verify that the above student attends the said school

Head's Signature /Date School Stamp



Ministry for Resources
and Rural Affairs
www.mrra.gov.mt



CATCH THE DROP

'CATCH THE DROP' DIGITAL' PHOTOGRAPHY COMPETITION - REGISTRATION FORM

Category B

Name of School: *St Joseph Mater Boni Consilii School*

School's Tel No: *21800372* School's E-mail Address: *materbon@gmail.com*

Name of Member of Staff: *M' Cristina Mifsud*

ID No: *388684M*

Title of Photo: *Photo 1 Storing washing machine's discharged water.*

This is to verify that the above is a staff member of the said school. *Photo 2 Saving up on flushing by using washing machine's discharge water.*

Head's Signature/Date: *[Signature]* 3/2/12 School Stamp:

ST. JOSEPH
Mater Boni Consilii School
Poala PLA 1613
Malta

21st International Children's Painting Competition

Theme: Green communities

The International Children's Painting Competition on the Environment is organized every year by the United Nations Environment Programme (UNEP), the Japan-based Foundation for Global Peace and Environment (FGPE), Bayer and Nikon Corporation. It has been held since 1991 and has received more than 3 million entries from children in over 150 countries. The theme of the 21st painting competition will be "Green Communities" and children will have until 15 February 2012 to submit their entries.

The organizers are inviting children all over the world to submit their paintings to the UNEP office in their regions. Addresses of these offices are indicated on page 3.

Entry Rules and Conditions:

Children between the age of 6 and 14 years.

Sub-themes:

How would you like to see our environment - our communities, cities, forests, oceans and atmosphere?

What don't you like about our environment - our communities, cities, forests, oceans and atmosphere?

- 1) Paintings must be done on A4 OR A3 papers.
- 2) Full name, age (day, month, and year), gender and full address including phone and e-mail (in English) must be on the back of the painting.
- 3) Style of painting is free: crayons, coloured pencils, watercolours, etc.
- 4) Paintings that have been shown or accepted elsewhere will not be accepted in this competition.
- 5) Paintings that show a particular person, an organization or a brand name will not be accepted.
- 6) Do not include any words or descriptions in the paintings.
- 7) Only hard copies of paintings will be accepted.
- 8) You can submit more than one entry.





Copy of Eco-Code 2010-2012



Reasons why we deserve the Green Flag.

When the students of St' Joseph Paola think of the green flag and look at it rising every morning during the assembly they feel honoured and proud of their work and achievements. This is because we students work very hard for the green flag every year.

The work that we do related with the environment in class not only helps us to be conscious about the environment but helps us work as a team too. Many of the outings we go to, are related to the environment. Every class has a chance of exhibiting its work on the notice board every month.

In the scholastic year 2011 the school organised an outstanding Environment Day, where the students, staff and parents were invited to join in. All the students and staff gave their utmost so that this day was a great success. There was a speech done by the eco-committee, fruit and vegetable stands, a zumba teacher came, we had a play in the gym and we had healthy food like rice salads, *ftiras* and smoothies because we are working on the topic Healthy Lifestyles. Everyone that came had a lot of fun and also learnt what *eko-skola* means.

We students work so much for the environment, we try to save water, reduce paper and electricity, separate and recycle our waste. I think that for the work that we do we deserve to win the green flag again.

Alexandra Bartolo Grade 6

Eko-skola member.

Why we deserve the Green Flag again?

The St Joseph Eco-Skola Committee is very proud to have received the Green Flag for the 3rd consecutive year. This would not have been possible if it were not for the teachers' help and support together with the hard-working committee.

During the last two years, we incessantly worked on 'Informing and Involving'. During Parents Day, we organised an exhibition in our school hall, to promote the work regarding Healthy Lifestyles prepared by the students. Parents were made aware of our initiatives.

Last year, three committee members were invited to take part in a television programme to advertise our eco-friendly activities. We also encouraged others to do likewise. In another activity, two other committee members addressed members of Parliament in a special Parliament session for children.

We also worked hard on 'Monitoring and Evaluation' of the water and electricity metres. We read the metre before switching off all electrical appliances for an hour on a daily basis. Then, we checked the metre and noticed the difference.

This year the committee decided to do spot checks on students during lunch breaks. We checked their lunch and water containers to ascertain that everyone is using recycable materials.

Through the hard work of the committee we managed to promote the idea to lead a healthy lifestyle both at school and at home.

The committee is determined to continue working even harder to promote positive aspects among the students.

Mattea Degabriele Fiott, Nicole Bonnici, Leanne Coleiro, Jelka Antunovic